

DI SERIE STANDARD



Maniglia F547 finitura nichel satinato
 anta L 15 → passo 64 mm
 anta da L 30 a L 90 → passo 160 mm

Handle F547 with satin nickel finish
 door W 15 → centre-to-centre distance 64 mm
 door from W 30 to W 90 → centre-to-centre distance 160 mm

A RICHIESTA ON REQUEST



Maniglia K50 finitura cromo
 anta da L 30 a L 45 → passo 160 mm
 anta da L 60 a L 90 → passo 320 mm

Handle K50 chrome finish
 door from W 30 to W 45 → centre-to-centre distance 160 mm
 door from W 60 to W 90 → centre-to-centre distance 320 mm



Pomo 244P finitura cromo
 solo per anta L 15 in abbinamento
 alla maniglia K50

Knob 244P chrome finish
 only for door W 15 in combination
 to the handle K50



Maniglia K56 finitura satinato opaco
 anta L 15 → passo 64 mm
 anta da L 30 a L 60 → passo 160 mm
 anta L 90 → passo 320 mm

Handle K56 matt satin finish
 door W 15 → centre-to-centre distance 64 mm
 door from W 30 to W 60 → centre-to-centre distance 160 mm
 door W 90 → centre-to-centre distance 320 mm




Maniglia K57 finitura verniciato brunito
 anta L 15 → passo 64 mm
 anta da L 30 a L 60 → passo 160 mm
 anta L 90 → passo 320 mm

Handle K57 with burnished painted finish
 door W 15 → centre-to-centre distance 64 mm
 door from W 30 to W 60 → centre-to-centre distance 160 mm
 door W 90 → centre-to-centre distance 320 mm



Maniglia K58 finitura nero opaco
 anta L 15 → passo 64 mm
 anta da L 30 a L 60 → passo 160 mm
 anta L 90 → passo 320 mm


Handle K58 matt black finish
 door W 15 → centre-to-centre distance 64 mm
 door from W 30 to W 60 → centre-to-centre distance 160 mm
 door W 90 → centre-to-centre distance 320 mm




Particolare maniglia in multistrato
 Detail ply handle

Maniglia in multistrato marino e finitura frontale in laminato nei colori:
 bianco soft matt (opz.T7447M), porcellana soft matt (opz.T7703M), desert soft matt (opz.T8914M),
 molara soft matt (opz.T9636M), arena soft matt (opz.T9637M)
 anta L 15 → passo 64 mm
 anta da L 30 a L 60 → passo 160 mm
 anta L 90 → passo 320 mm

Handle in marine ply and front panel in laminate in the following colours:
 soft matt white (opt.T7447M), soft matt porcelain (opt.T7703M), soft matt desert (opt.T8914M),
 soft matt molar (opt.T9636M), soft matt arena (opt.T9637M)
 door W 15 → centre-to-centre distance 64 mm
 door from W 30 to W 60 → centre-to-centre distance 160 mm
 door W 90 → centre-to-centre distance 320 mm




bianco soft matt
 (opz.T7447M)
 soft matt white



porcellana soft
 matt (opz.T7703M)
 soft matt porcelain



desert soft matt
 (opz.T8914M)
 soft matt desert



molara soft matt
 (opz.T9636M)
 soft matt molar



arena soft matt
 (opz.T9637M)
 soft matt arena

DI SERIE STANDARD



Maniglia 910T finitura titanio
Handle 910T titanium finish



Maniglia 910B finitura brill
Handle 910B brill finish

A RICHIESTA ON REQUEST



Maniglia 913T finitura titanio
Handle 913T titanium finish



Maniglia 913B finitura brill
Handle 913B brill finish



Maniglia 920T finitura titanio
Handle 920T titanium finish

