

# kyra telaio

## BRIDGE

### MANIGLIE HANDLES

A RICHIESTA ON REQUEST



**Maniglia K50 finitura cromo**  
 anta da L 30 a L 45 → passo 160 mm  
 anta da L 60 a L 90 → passo 320 mm

Handle K50 chrome finish  
 door from W 30 to W 45 → centre-to-centre distance 160 mm  
 door from W 60 to W 90 → centre-to-centre distance 320 mm



**Pomo 244P finitura cromo**  
 solo per anta L 15 in abbinamento  
 alla maniglia K50

Knob 244P chrome finish  
 only for door W 15 in combination  
 to the handle K50

A RICHIESTA ON REQUEST



**Maniglia K54 finitura cromo**  
 anta L 15 → passo 64 mm  
 anta da L 30 a L 45 → passo 160 mm  
 anta da L 60 a L 90 → passo 320\* mm

Handle K54 chrome finish  
 door W 15 → centre-to-centre distance 64 mm  
 door from W 30 to W 45 → centre-to-centre distance 160 mm  
 door from W 60 to W 90 → centre-to-centre distance 320\* mm



**Maniglia F497 finitura cromo**  
 passo 160 mm  
 passo 64 mm solo per anta L 15

Handle F497 chrome finish  
 centre-to-centre distance 160 mm  
 centre-to-centre distance 64 mm for door W 15



**Maniglia 477 finitura cromo**  
 anta L 15 → passo 64 mm  
 anta da L 30 a L 45 → passo 160 mm  
 anta da L 60 a L 90 → passo 320\* mm

Handle 477 chrome finish  
 door W 15 → centre-to-centre distance 64 mm  
 door from W 30 to W 45 → centre-to-centre distance 160 mm  
 door from W 60 to W 90 → centre-to-centre distance 320\* mm



**Maniglia F482 finitura cromo**  
 passo 160 mm  
 passo 64 mm solo per anta L 15

Handle F482 chrome finish  
 centre-to-centre distance 160 mm  
 centre-to-centre distance 64 mm for door W 15



**Maniglia F463 finitura cromo**  
 passo 160 mm  
 passo 96 mm solo per anta L 15

Handle F463 chrome finish  
 centre-to-centre distance 160 mm  
 centre-to-centre distance 96 mm for door W 15



**Maniglia K01 finitura cromo**  
 passo 160 mm  
 passo 64 mm solo per anta L 15

Handle K01 chrome finish  
 centre-to-centre distance 160 mm  
 centre-to-centre distance 64 mm for door W 15



**Maniglia K52 finitura cromo**  
 anta L 15 → passo 64 mm  
 anta da L 30 a L 45 → passo 160 mm  
 anta da L 60 a L 90 → passo 320 mm

Handle K52 chrome finish  
 door W 15 → centre-to-centre distance 64 mm  
 door from W 30 to W 45 → centre-to-centre distance 160 mm  
 door from W 60 to W 90 → centre-to-centre distance 320 mm

# kyra telaio

## BRIDGE

A RICHIESTA ON REQUEST

## MANIGLIE HANDLES



Maniglia K82 finitura nichel satinato  
passo 128 mm

Handle K82 satin nickel finish  
centre-to-centre distance 128 mm



Pomo K82P finitura nichel satinato  
passo 32 mm  
utilizzata per elementi da 15 con maniglia K82

Knob K82P satin nickel finish  
centre-to-centre distance 32 mm  
used for W 15 elements with handle K82



NEW

Maniglia K10 finitura nichel satinato  
anta da L 15 maniglia in verticale → passo 128 mm  
anta da L 30 a L 45 → passo 128 mm  
anta da L 60 a L 90 → passo 320 mm

Handle K10 satin nickel finish  
door from W 15 vertical handles → centre-to-centre distance 128 mm  
door from W 30 to W 45 → centre-to-centre distance 128 mm  
door from W 60 to W 90 → centre-to-centre distance 320 mm

NEW



Maniglia K02 finitura bronzo titanio  
passo 160 mm  
passo 96 mm solo per anta L 15

Handle K02 finish titanium bronze  
centre-to-centre distance 160 mm  
centre-to-centre distance 96 mm for door W 15

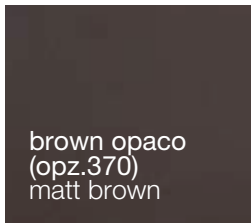
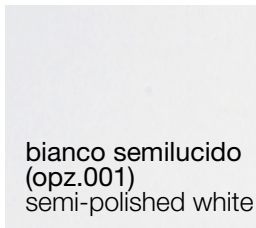
NEW



Maniglia incassata 581 finitura bronzo titanio  
anta L 15 → passo 64 mm  
anta da L 30 a L 120 → passo 128 mm

Built-in handle 581 titanium bronze finish  
door W 15 → centre-to-centre distance 64 mm  
door from W 30 to W 120 → centre-to-centre distance 128 mm

**finiture gole alluminio**  
aluminium finger rails  
finishes

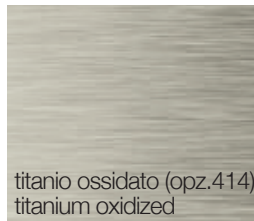


*Particolare gola orizzontale*

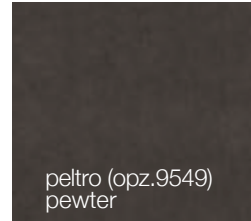
Detail of horizontal  
finger rail Détail de la  
rigole horizontale



finitura gola spazzolata  
finger rail brushed finish



finitura gola laccata vintage  
finger rail vintage lacquered finish



**finiture gole verniciate a polvere opache**  
matt finger rails powder coated finishes

