

GRUPPOLUBE



TIEKO

2025

GRUPPO **LUBE**

## Funzionalità ed estetica.

Disponibili in diverse finiture e design, i nostri accessori sono la soluzione ideale per valorizzare e completare la tua composizione in cucina.

## Functionality and aesthetics.

Available in different finishes and designs, our accessories are the ideal solution to enhance and complete your kitchen composition.

# STRUTTURA ALLUMINIO

ALUMINUM STRUCTURE

## COLORI DISPONIBILI

AVAILABLE COLOURS

---


NERO VERNICIATO OPZ. NV



RAME BRUNITO VERNICIATO OPZ. RBV



TITANIO VERNICIATO OPZ. TV



OTTONE VERNICIATO OPZ. OV



UMBER VERNICIATO OPZ. UV

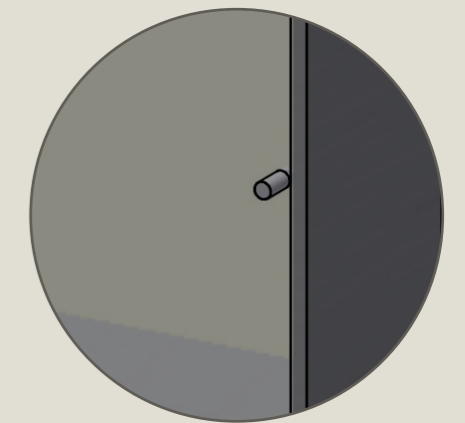


# VETRI SCORREVOLI

SLIDING GLASSES

## COLORI DISPONIBILI

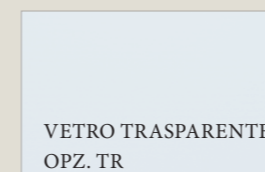
AVAILABLE COLOURS



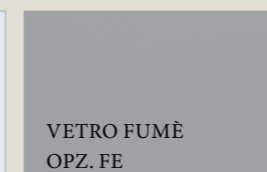
PARTICOLARE POMELLO VETRINA  
DETAIL OF THE SHOWCASE KNOB

## FINITURA TRASPARENTE

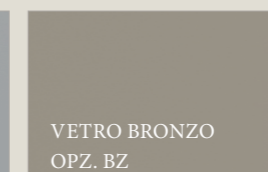
FINISH TRANSPARENT



VETRO TRASPARENTE  
OPZ. TR



VETRO FUMÈ  
OPZ. FE



VETRO BRONZO  
OPZ. BZ

## FINITURA SATINATA CANNETTATA

FINISH SATIN REEDED



VETRO SATINATO  
BIANCO OPZ. BNC



VETRO SATINATO  
FUMÈ OPZ. FEC



VETRO SATINATO  
BRONZO OPZ. BZC



VETRO SATINATO  
RAME BRUNITO OPZ. RBC

# LACCATO

LACQUERED

**N.B.: laccato opaco e super opaco  
disponibile per schienali e ripiani.  
Laccato uv solo per gli schienali, non  
disponibile per i ripiani.**

Note: matt and super matt lacquer  
available for back panel and shelves.

UV lacquer only for back panel, not  
available for shelves.

# COLORI DISPONIBILI

AVAILABLE COLOURS

# FINITURA LACCATO OPACO

MATT LACQUERED FINISH

BIANCO ASSOLUTO OPZ. 740S	BIANCO CALDO OPZ. 7401	LINO OPZ. 9513	CONCHIGLIA OPZ. 7403	TORTORA OPZ. 8993
CENERE OPZ. 9547	GRIGIO TRAFFICO OPZ. 9511	ARGILLA OPZ. 9503	GRIGIO REALE OPZ. 95F3	FUMO OPZ. 9531
GRIGIO QUARZO OPZ. 95F7	CUOIO OPZ. 8897	CARRUBA OPZ. 89L1	GRIGIO PIOMBO OPZ. 9537	GRIGIO LAVA OPZ. 95F1
GRIGIO BROMO OPZ. 9533	BLU CRISTAL OPZ. 8381	BISTRO OPZ. 9535	NERO SEPPIA OPZ. 7897	NERO OPZ. 7892
PLATINO OPZ. 7773	GRIGIO KENYA OPZ. 9501	CRETA OPZ. 9515	NOCCIOLA OPZ. 7775	GIALLO ZAFFERANO OPZ. 8253
GIALLO DIGIONE OPZ. 8257	CANNELLA OPZ. 8893	COTTO OPZ. 8887	ROSSO PERSIA OPZ. 8165	GRANATO OPZ. 8633
ROSSO OPZ. 125S	AZZURRO NUBE OPZ. 8379	AZZURRO OTTANIO OPZ. 8385	VERDE CELADON OPZ. 8485	VERDE BORNEO OPZ. 8483
VERDE CINABRO OPZ. 8481				

# FINITURA LACCATO SUPER OPACO

SUPER MATT LACQUERED FINISH

BIANCO ARTICO OPZ. E002	BIANCO 9010 OPZ. E010	BISCOTTO OPZ. E021	SILICIO OPZ. E081	FOSSILE OPZ. E751
TARTUFO OPZ. E651	GRIGIO ISLANDA OPZ. E121	GRIGIO LUNA OPZ. E122	GRIGIO ETNA OPZ. E124	NERO OPZ. E101
VERDE CARAIBI OPZ. E551	VERDE KITAMI OPZ. E552	VERDE AGAVE OPZ. E553	GIALLO AUTUNNO OPZ. E301	GIALLO EVORA OPZ. E302
ROSA CASALE OPZ. E251	PAPRIKA OPZ. E271	ROSSO FIAMMA OPZ. E201	BLU DENIM OPZ. E401	BLU SHABA OPZ. E402
GRIGIO NETTUNO OPZ. E123				



# FINITURA LACCATO UV OPACO *immagina*

MATT UV LACQUERED FINISH

BIANCO OPACO OPZ. 7405	BIANCO NEVE OPACO OPZ. 7407	DESERT OPACO OPZ. 8941	POLVERE OPACO OPZ. 9529
BEIGE COLORADO OPACO OPZ. 7777	GIALLO CADMIO OPACO OPZ. 8255	ROSSO CAMMEO OPACO OPZ. 8160	ROSSO VELVET OPACO OPZ. 8168
GRIGIO MINERALE OPACO OPZ. 9523	BLU COBALTO OPACO OPZ. 8383	VERDE MALGA OPACO OPZ. 8477	VERDE NILO OPACO OPZ. 8475
ANTRACITE OPACO OPZ. 9558	NERO OPACO OPZ. 7895		



# MELAMINICO

MELAMINE

**N.B.: per le finiture effetto legno le venature degli schienali sono sempre in senso verticale, mentre per i ripiani in senso orizzontale.**

**Note: for wood-effect finishes the grain of the back panels is always vertical, while for the shelves it is horizontal.**

# COLORI DISPONIBILI

AVAILABLE COLOURS

Per le finiture disponibili vedere le texture presenti nei seguenti listini dei modelli.  
For available finishes see the textures in the model pricelists.



#### IMMAGINA

Disponibili tutte le finiture melaminiche

N.B.: finiture pet disponibili solo per schienale non per i ripiani

All Melamine finishes available.

Note: pet finishes available only for backrest not for shelves



#### READY

Disponibili tutte le finiture melaminiche

All Melamine finishes available.



#### TABLET

Disponibili tutte le finiture melaminiche

All Melamine finishes available.



#### SMART

Disponibili tutte le finiture melaminiche


All Melamine finishes available.



#### UNICA

Disponibili tutte le finiture melaminiche

All Melamine finishes available.



# IMPIALLACCIATO

VENEERED

**N.B.: disponibile per schienali e ripiani.  
Versione WOOD disponibili solo per schienali, no ripiani.  
Per gli schienali le venature sono sempre in senso verticale,  
mentre per i ripiani in senso orizzontale**

Note: available for backrests and shelves.

WOOD version available only for back panel, no shelves.

For the back panels the grain is always vertical,  
while for the shelves it is horizontal

## COLORI DISPONIBILI


AVAILABLE COLOURS

Per le finiture impiallacciate disponibili vedere le texture presenti nei seguenti listini dei modelli.  
For available veneered finishes see the textures in the model pricelists.



#### IMMAGINA WOOD

Disponibili tutte le finiture Wood.  
All Wood finishes available.




#### LUNA FASCIA "A"

Disponibili tutte le finiture impiallacciate.  
All veneered finishes available.



#### OLTRE FASCIA "A"

Disponibili tutte le finiture impiallacciate.  
All veneered finishes available.




#### BRERA FASCIA "A" finiture rovere - FASCIA "B" finiture eucalipto e paulovnia

Disponibili tutte le finiture impiallacciate.  
All veneered finishes available.



#### CLOVER FASCIA "A"

Disponibili tutte le finiture impiallacciate.  
All veneered finishes available.




#### FLAVOUR FASCIA "A"

Disponibili tutte le finiture impiallacciate.  
All veneered finishes available.



#### TABLET WOOD

Disponibili tutte le finiture impiallacciate.  
All veneered finishes available.



# MATHERA-PET IMMAGINA

**N.B.: solo per schienali, non disponibile per ripani.**  
Note: only for backrests, not available for shelves.

**COLORI**  
DISPONIBILI  
AVAILABLE COLOURS

# MATHERA

---


AREJA BEIGE OPZ. MT02




AREJA GRIGIO OPZ. MT03



AREJA NERO OPZ. MT04



GIPSO GRIGIO OPZ. MT23



GIPSO ROSSO OPZ. MT24



GIPSO VERDE OPZ. MT22



SELCE GRIGIO CHIARO OPZ. MT13




SELCE NERO OPZ. MT14




# PET

---


PET METAL BRASS OPZ. 8848



PET METAL BROWN OPZ. 8849



PET METAL DARK NIGHT OPZ. 7871





# FINITURE COME TOP

FINISHES WORKTOP

**N.B.: solo per schienali, non disponibile per ripani.  
Per le finiture effetto marmo e effetto legno  
la venatura è sempre in senso verticale**

**Note: only for backrests, not available for shelves.  
For marble effect and wood effect finishes  
the grain is always vertical**

LAMINATO LAMINATE

**COLORI**  
**DISPONIBILI**  
AVAILABLE COLOURS



# FINITURA EFFETTO MATERICO

TEXTURED EFFECT FINISH

MALTA VISIONE VINTAGE FINITURA PLAMKY OPZ. 5568




LUSERNA FINITURA LUNA OPZ. 3366



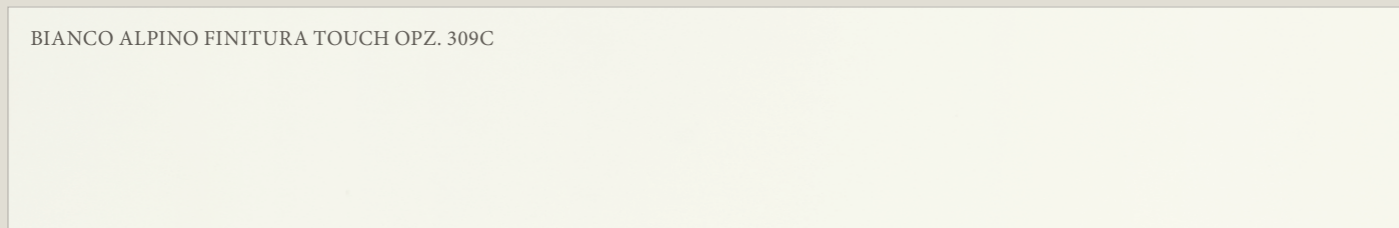
FERRO FINITURA OSSIDATA OPZ. L933




PELTRO FINITURA OSSIDATA OPZ. L934



BIANCO ALPINO FINITURA TOUCH OPZ. 309C



OLD WHITE FINITURA URBAN OPZ. LM11




OLD GREY FINITURA URBAN OPZ. LM12




OLD DARK FINITURA URBAN OPZ. LM13



OLD BLACK FINITURA URBAN OPZ. LM14



BRASS FINITURA FLASH OPZ. 5025



IRON FINITURA TOUCH OPZ. 2765




STONE CLOUDY FINITURA REAL OPZ. SH10



# FINITURA EFFETTO MARMO

MARBLE-EFFECT FINISH


BIANCO LASA FINITURA MN OPZ. 6152




DARK FINITURA MN OPZ. 6133



IMPERIAL BLACK FINITURA KER OPZ. 3452




CALACATTA FINITURA MN OPZ. 6019




MARMO NUVOLATO FINITURA PLAMKY OPZ. 6074




MARMO ELITE FINITURA KER OPZ. 3476




KASPIO ORO FINITURA FLASH OPZ. 6089




CREMA MARFIL FINITURA VELVET OPZ. 6105



ONICE PERLA FINITURA KER OPZ. 3520



CALACATTA ORO OPZ. OL09



# FINITURA EFFETTO MARMO

MARBLE-EFFECT FINISH

BRECCIA IMPERIALE FINITURA VELVET OPZ. 6101



PIETRA GRIGIA FINITURA VELVET OPZ. 2669




MARMO GUATEMALA FINITURA URBAN OPZ. 3522




DARK SHELL FINITURA LUNA OPZ. 3516



LIGHT SHELL FINITURA LUNA OPZ. 3515



CRISTALLO BIANCO FINITURA LUNA OPZ. 3540




MASADA FINITURA LUNA OPZ. 3517



SAMAS FINITURA URBAN OPZ. 3482



VULCANO ORO FINITURA LUNA OPZ. 3536



# FINITURA EFFETTO LEGNO

WOOD-EFFECT FINISH

ROVERE GRIGIO OPZ. 3264




NOCE SINFONIA OPZ. 4625



NOCE CANALETTO OPZ. 5501



ROVERE LAND OPZ. C007



BRAMBLE FINITURA ALEVÈ OPZ. 4611

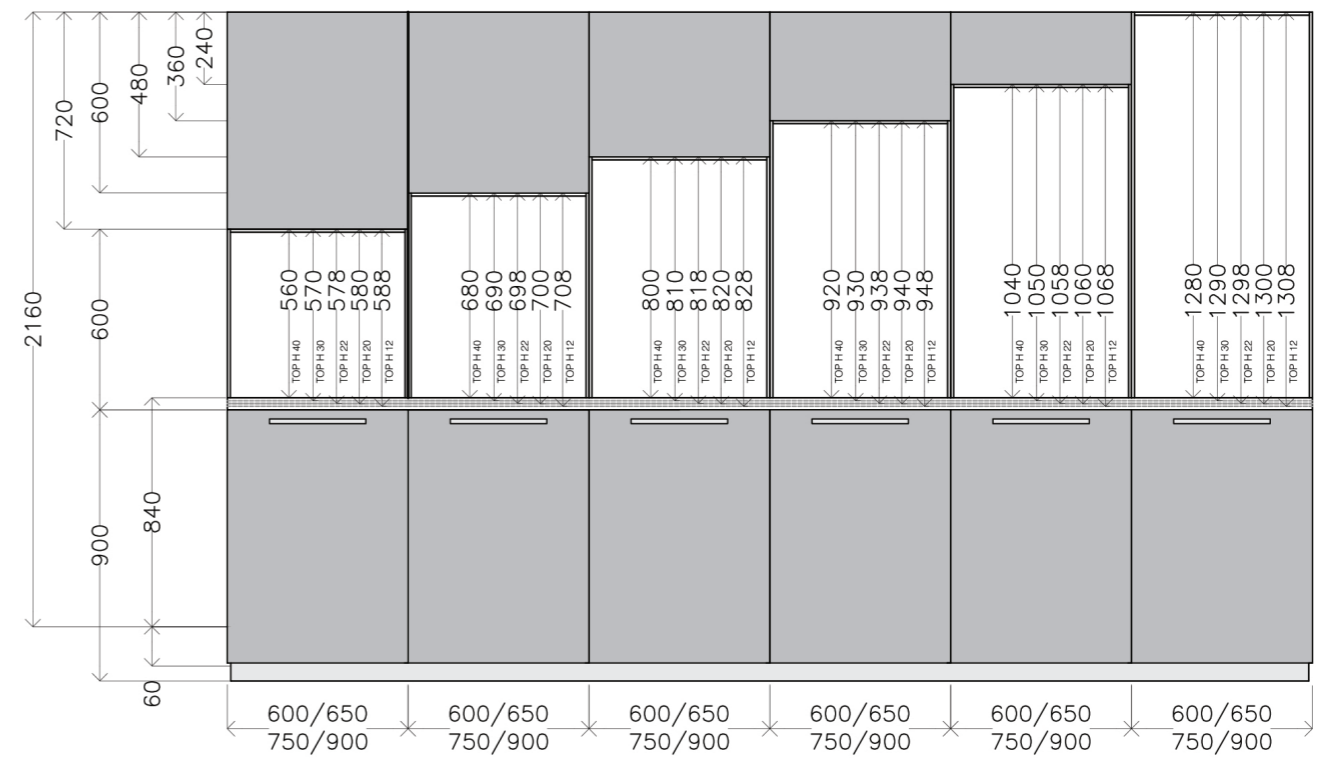
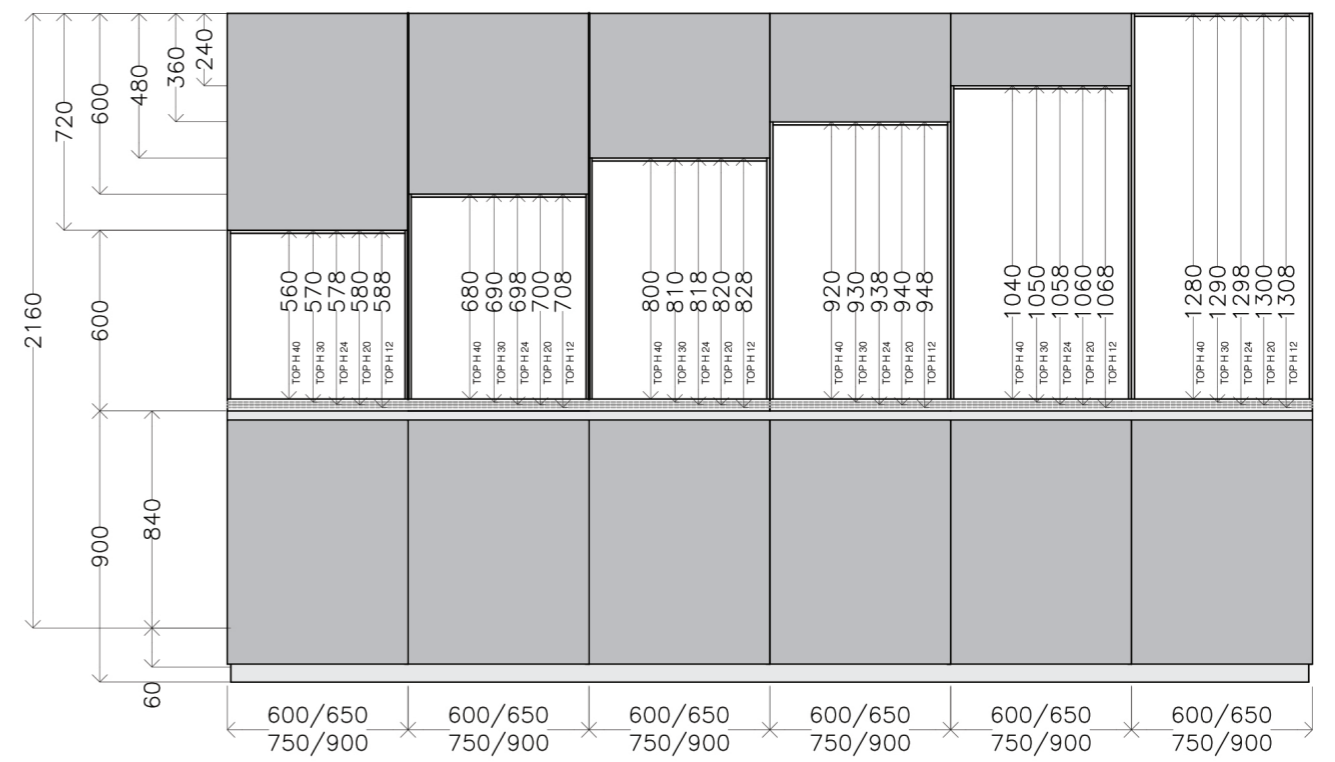
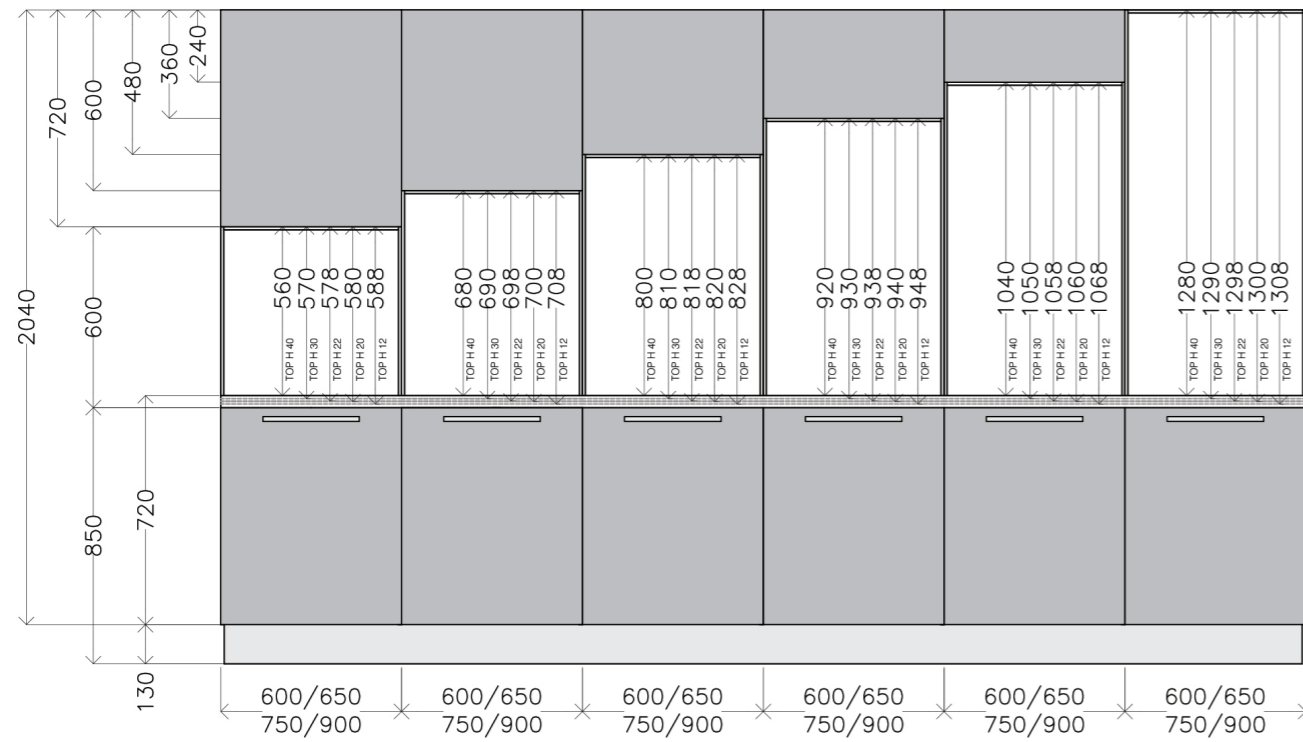
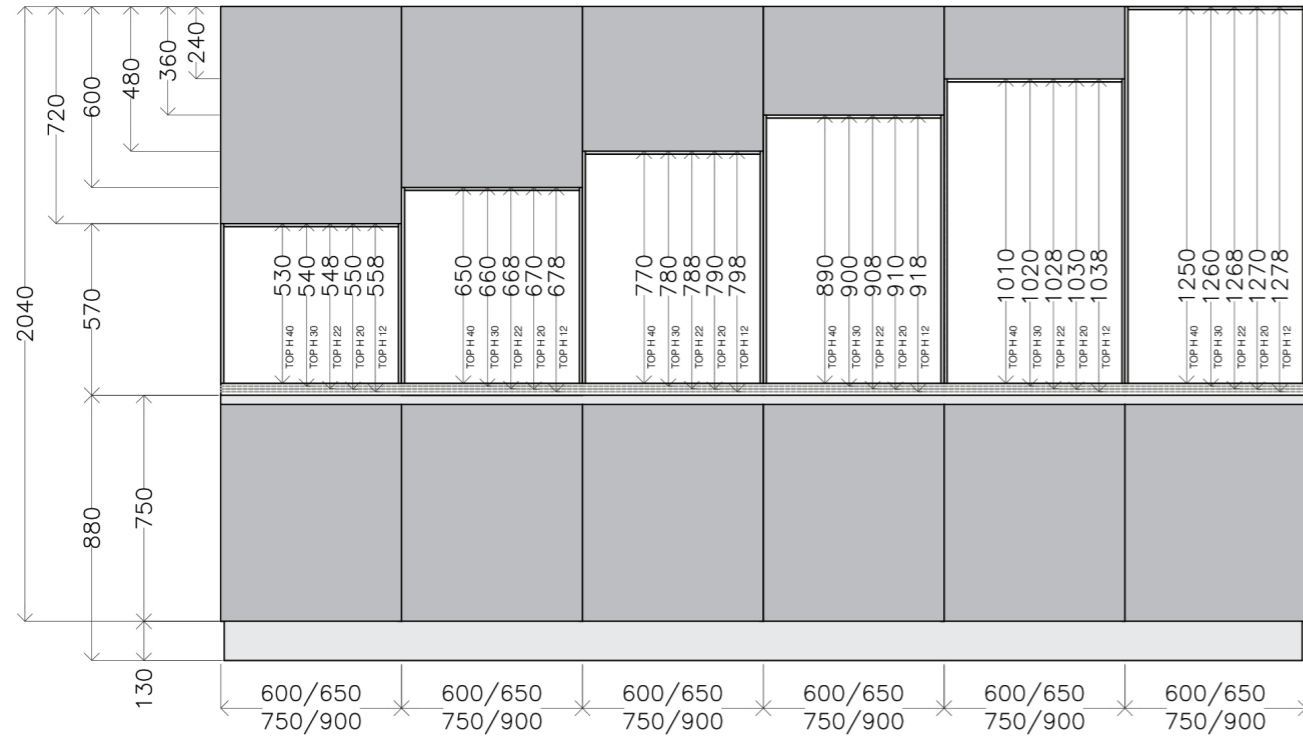


ROVERE ANTICO FINITURA WOOD OPZ. 2415



ROVERE SLAVONIA FINITURA ALEVÈ OPZ. 4587

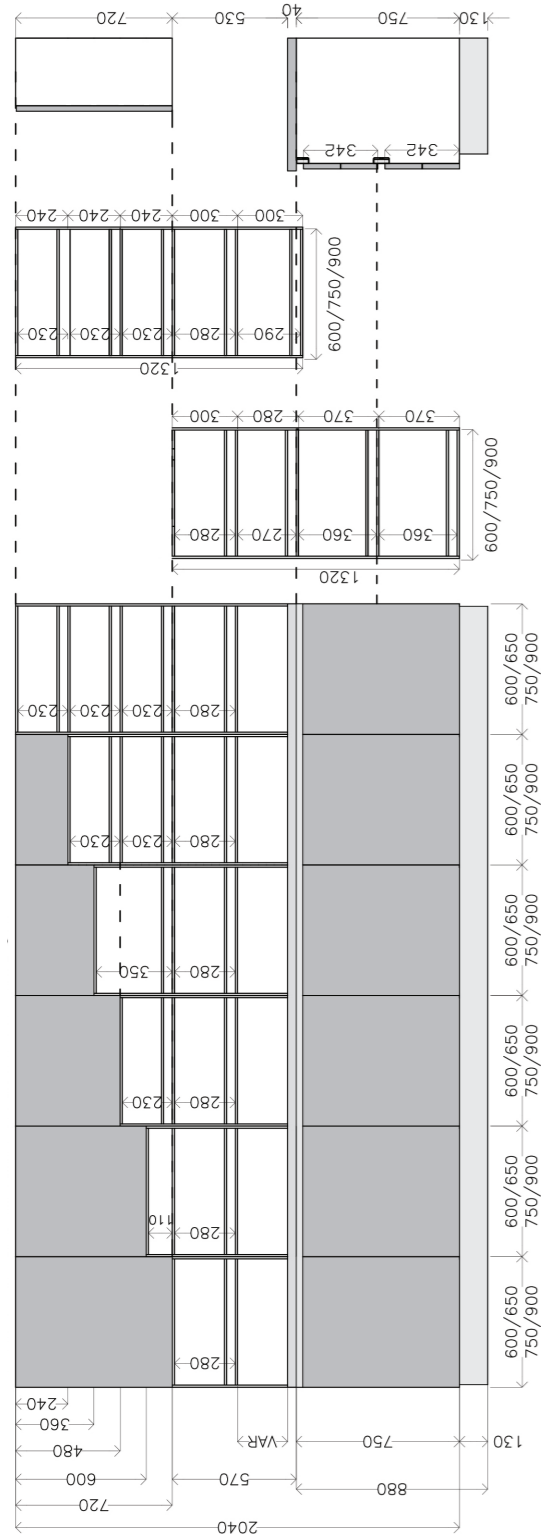




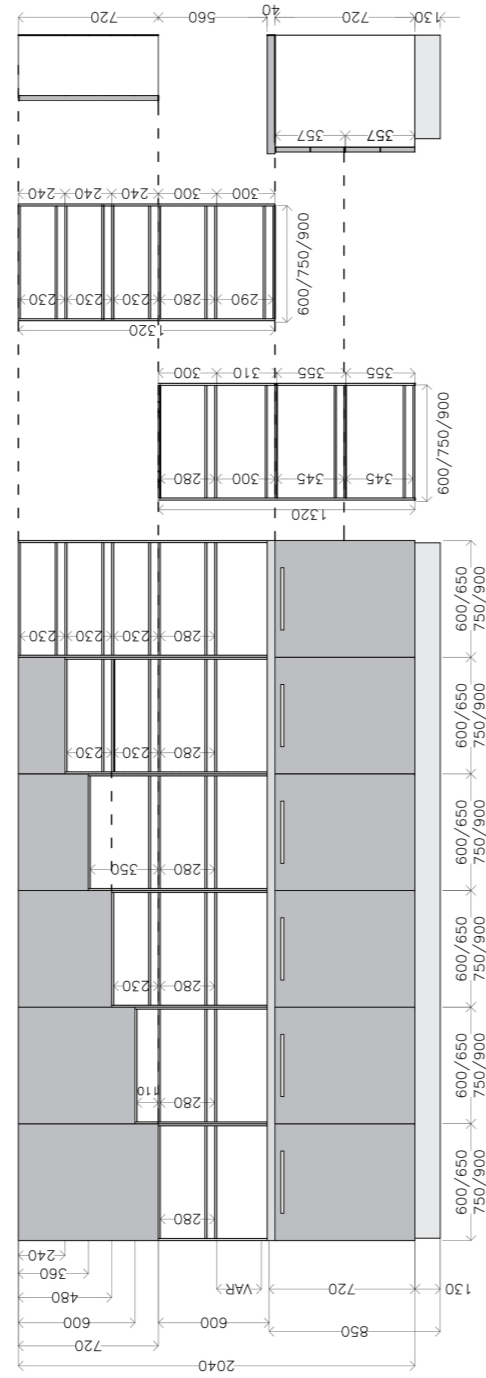
**STRUTTURA E RIPIANI ALLUMINIO SENZA SCHIENA**  
**BACK PANEL ALUMINUM FRAME AND SHELVES**



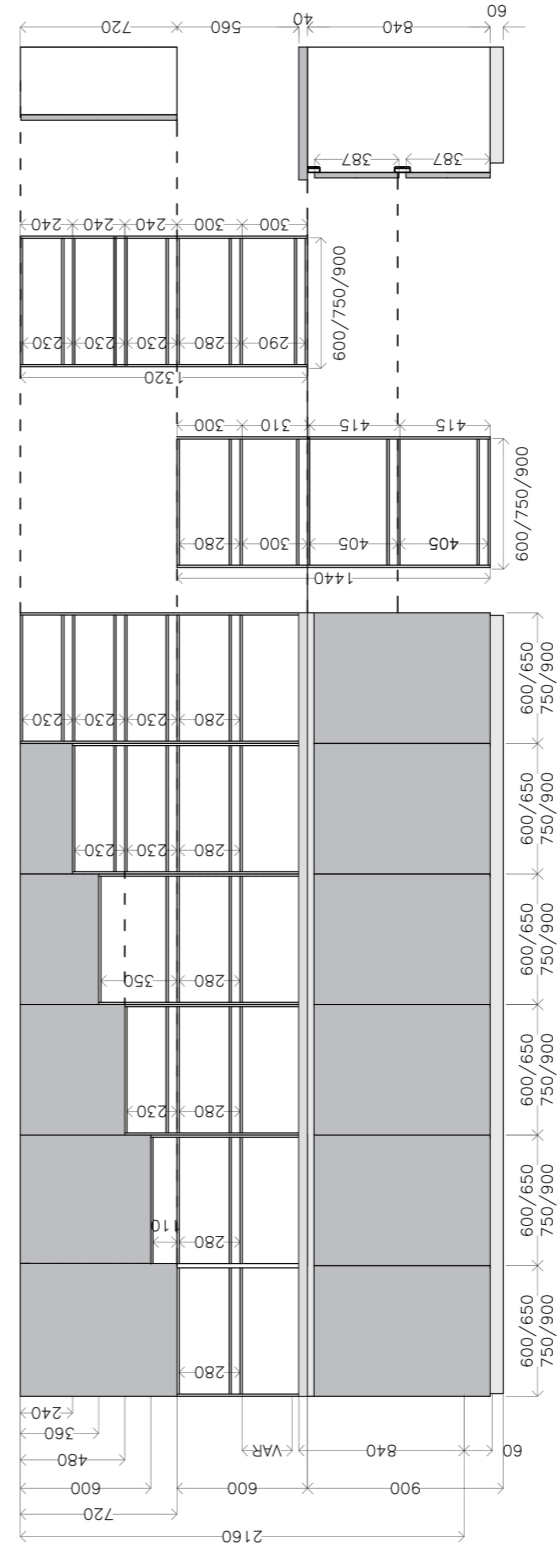
**RETROTOP "TIEKO" PER BASI H 75 ZOCCOLO H 13 CON GOLA**  
"TIEKO" RETROTOP FOR BASE UNITS H 75 PLINTH H 13 WITH GROOVE



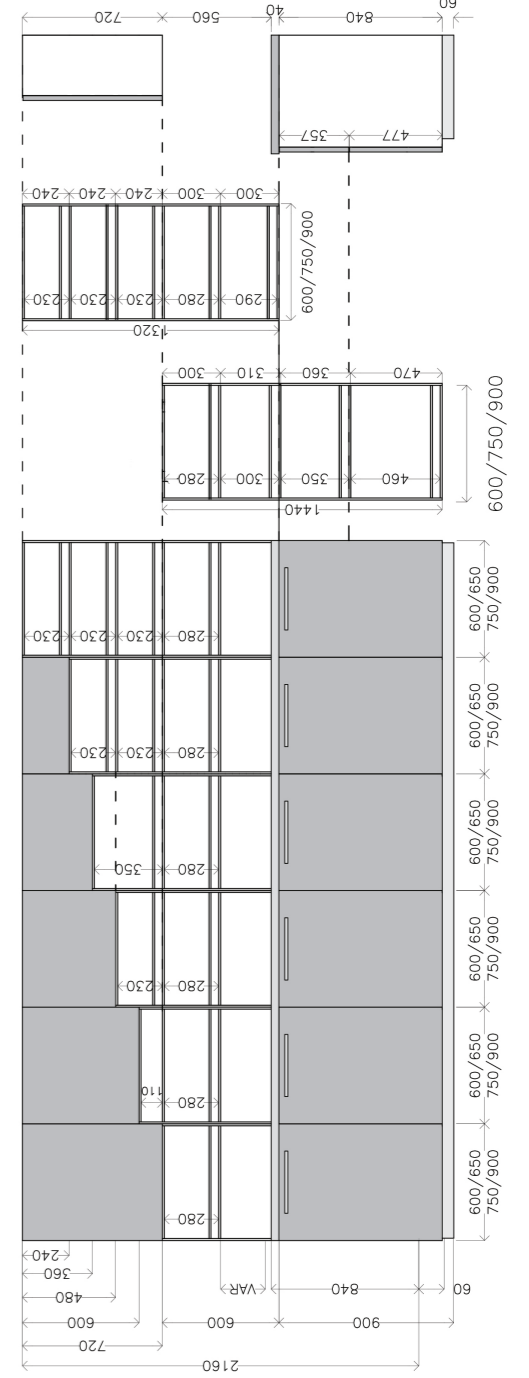
**RETROTOP "TIEKO" PER BASI H 72 ZOCCOLO H 13 SENZA GOLA**  
"TIEKO" RETROTOP FOR BASES H 72 PLINTHS H 13 WITHOUT GROOVE



**RETROTOP "TIEKO" PER BASI H 84 ZOCCOLO H 6 CON GOLA**  
"TIEKO" RETROTOP FOR BASE UNITS H84 PLINTH H 6 WITH GROOVE



**RETROTOP "TIEKO" PER BASI H 84 ZOCCOLO H 6 SENZA GOLA**  
"TIEKO" RETROTOP FOR BASES H 84 PLINTHS H 6 WITHOUT GROOVE



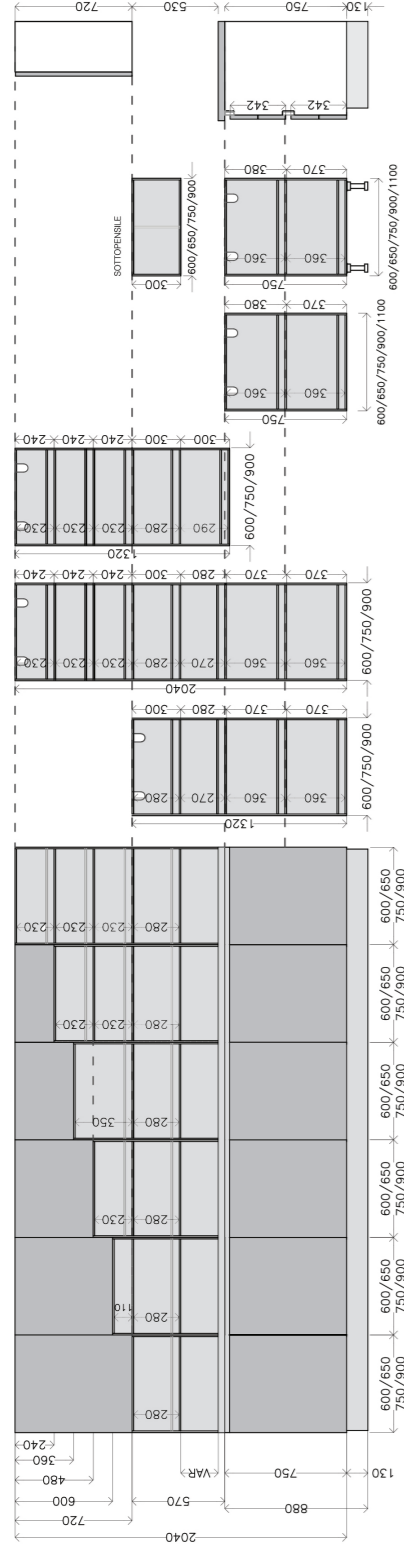
STRUTTURA E RIPIANI ALLUMINIO, SCHIENA NELLE FINITURE  
INSERITE A LISTINO CON E SENZA LUCI

ALUMINIUM FRAME AND SHELVES, BACK PANEL IN THE FINISHES INCLUDED  
IN THE PRICE LIST WITH AND WITHOUT LIGHTS

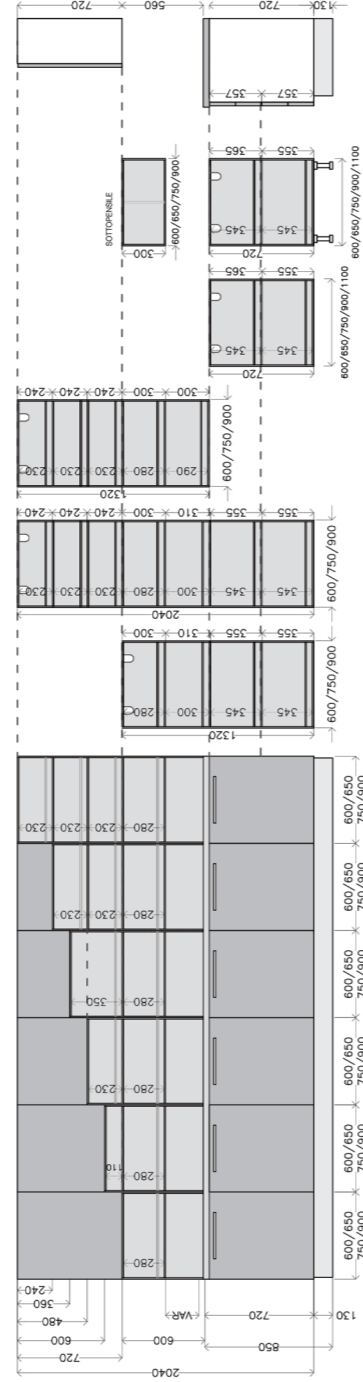




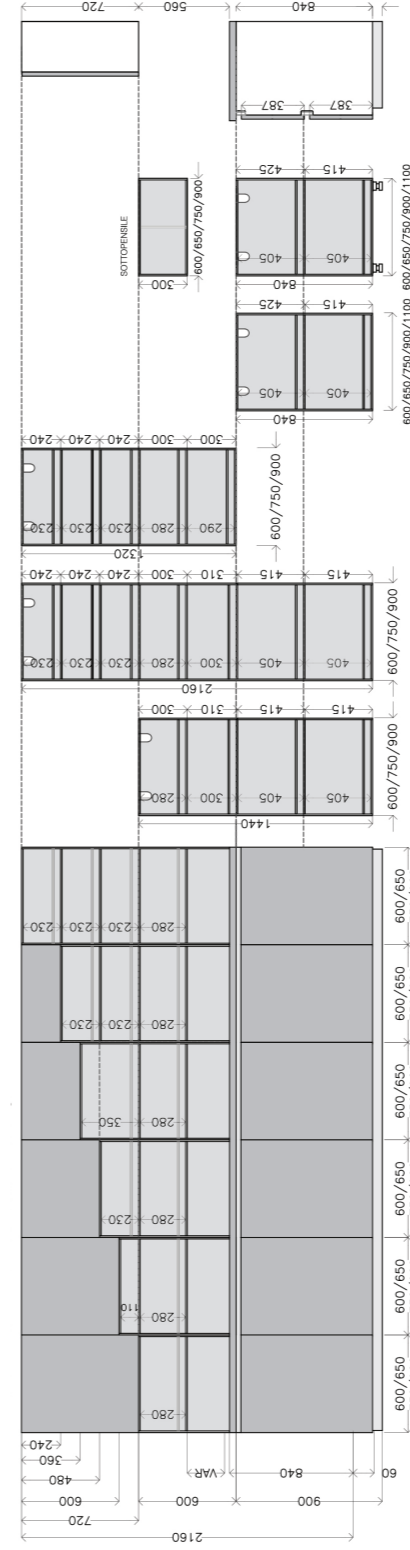
**RETROTOP "TIEKO" PER BASI H 75 ZOCCOLO H 13 CON GOLA**  
"TIEKO" RETROTOP FOR BASE UNITS H 75 PLINTH H 13 WITH GROOVE



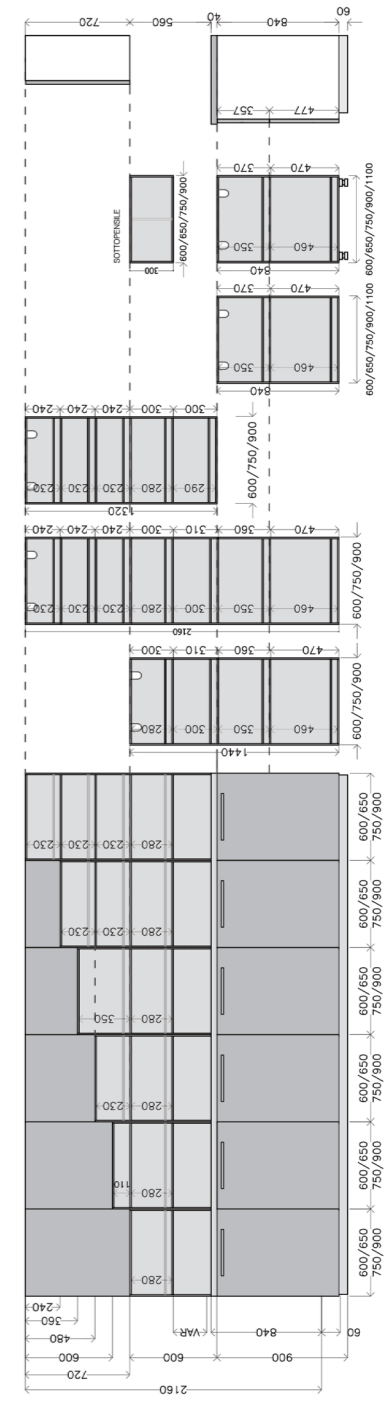
**RETROTOP "TIEKO" PER BASI H 72 ZOCCOLO H 13 SENZA GOLA**  
"TIEKO" RETROTOP FOR BASES H 72 PLINTHS H 13 WITHOUT GROOVE



**RETROTOP "TIEKO" PER BASI H 84 ZOCCOLO H 6 CON GOLA**  
"TIEKO" RETROTOP FOR BASE UNITS H84 PLINTH H 6 WITH GROOVE



**RETROTOP "TIEKO" PER BASI H 84 ZOCCOLO H 6 SENZA GOLA**  
"TIEKO" RETROTOP FOR BASES H 84 PLINTHS H 6 WITHOUT GROOVE



**STRUTTURA ALLUMINIO, SCHIENA E RIPIANI LEGNO NELLE  
FINITURE INSERITE A LISTINO CON E SENZA LUCI.**

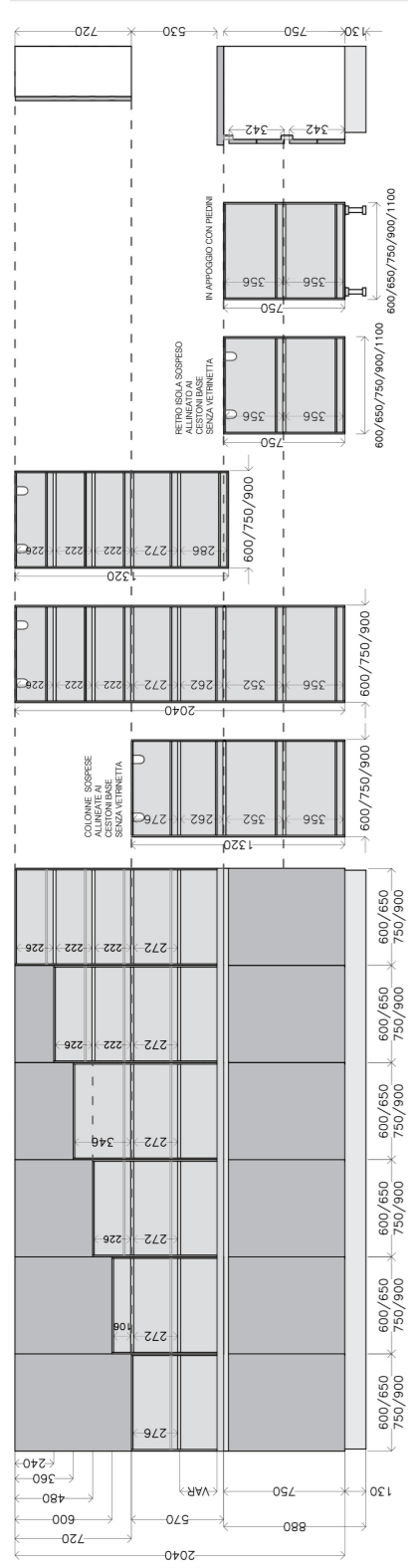
**N:B.: ACCESSORI NON DISPONIBILI**

**ALUMINUM STRUCTURE, WOODEN BACK PANEL AND SHELVES IN THE  
FINISHES INCLUDED IN THE PRICE LIST WITH AND WITHOUT LIGHTS.**

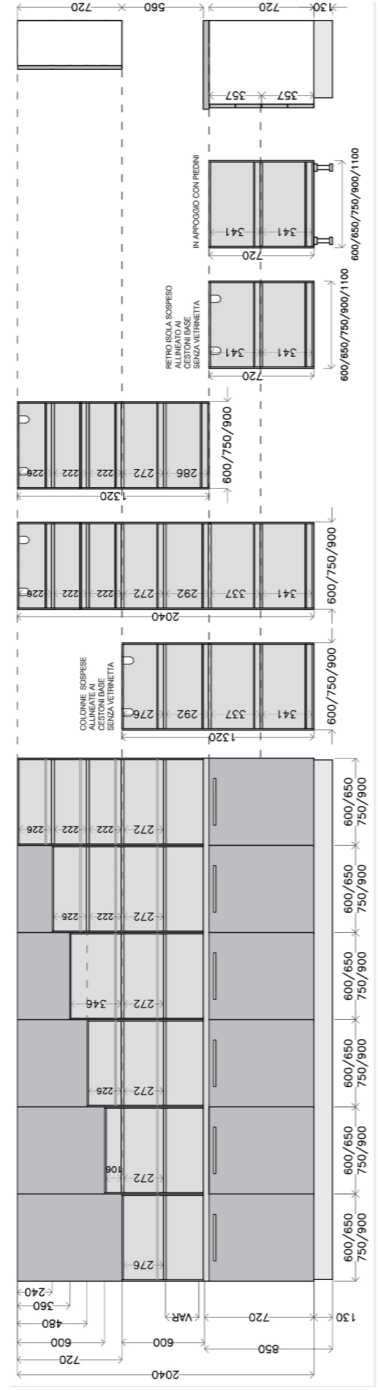
**NOTE: ACCESSORIES NOT AVAILABLE**



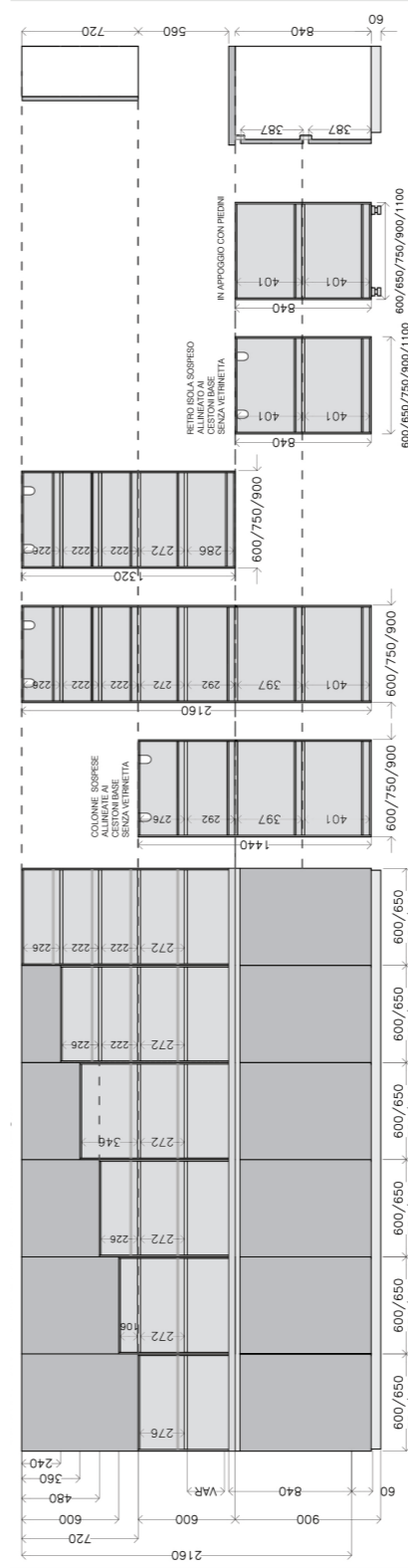
RETROTOP "TIEKO" PER BASI H 75 ZOCCOLO H 13 CON GOLA  
"TIEKO" RETROTOP FOR BASE UNITS H 75 PLINTH H 13 WITH GROOVE



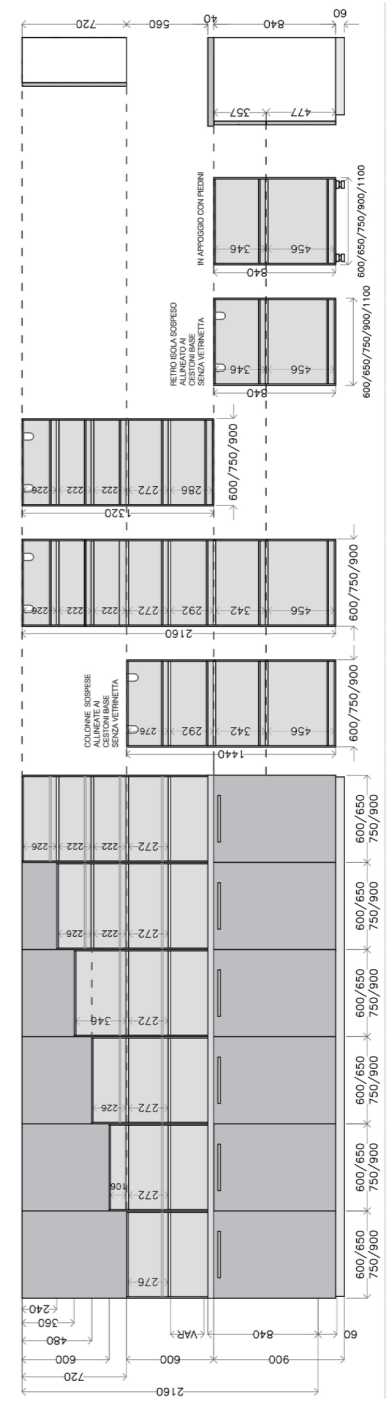
RETROTOP "TIEKO" PER BASI H 72 ZOCCOLO H 13 SENZA GOLA  
"TIEKO" RETROTOP FOR BASES H 72 PLINTHS H 13 WITHOUT GROOVE



RETROTOP "TIEKO" PER BASI H 84 ZOCCOLO H 6 CON GOLA  
"TIEKO" RETROTOP FOR BASE UNITS H84 PLINTH H 6 WITH GROOVE



RETROTOP "TIEKO" PER BASI H 84 ZOCCOLO H 6 SENZA GOLA  
"TIEKO" RETROTOP FOR BASES H 84 PLINTHS H 6 WITHOUT GROOVE

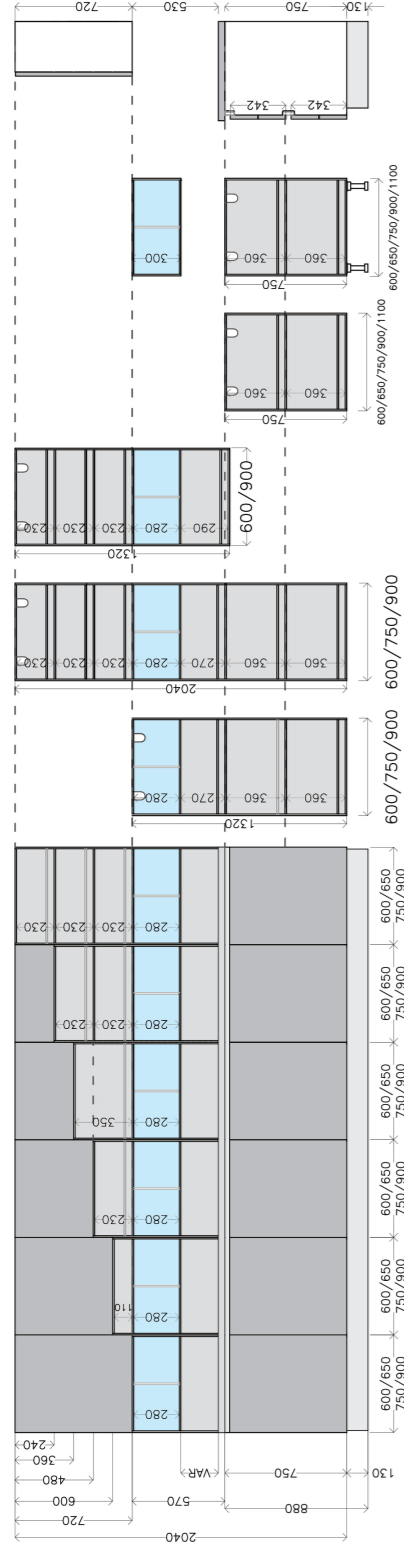


STRUTTURA ALLUMINIO CON VETRINA SCORREVOLE  
E RIPIANI ALLUMINIO, SCHIENA NELLE FINITURE INCLUSE  
A LISTINO CON E SENZA LUCI

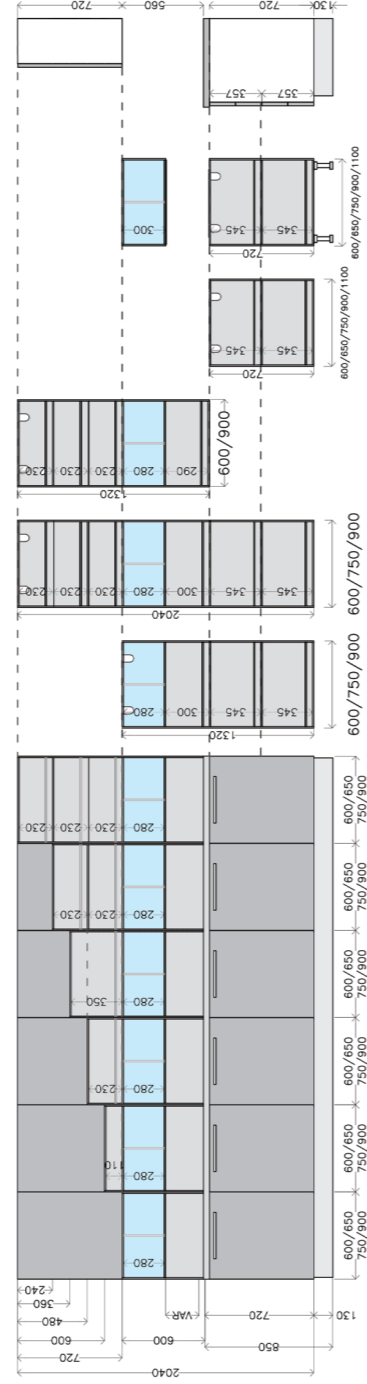
ALUMINUM STRUCTURE WITH SLIDING DISPLAY  
AND ALUMINUM SHELVES, BACK PANEL IN THE FINISHES INCLUDED  
IN THE PRICE LIST WITH AND WITHOUT LIGHTS



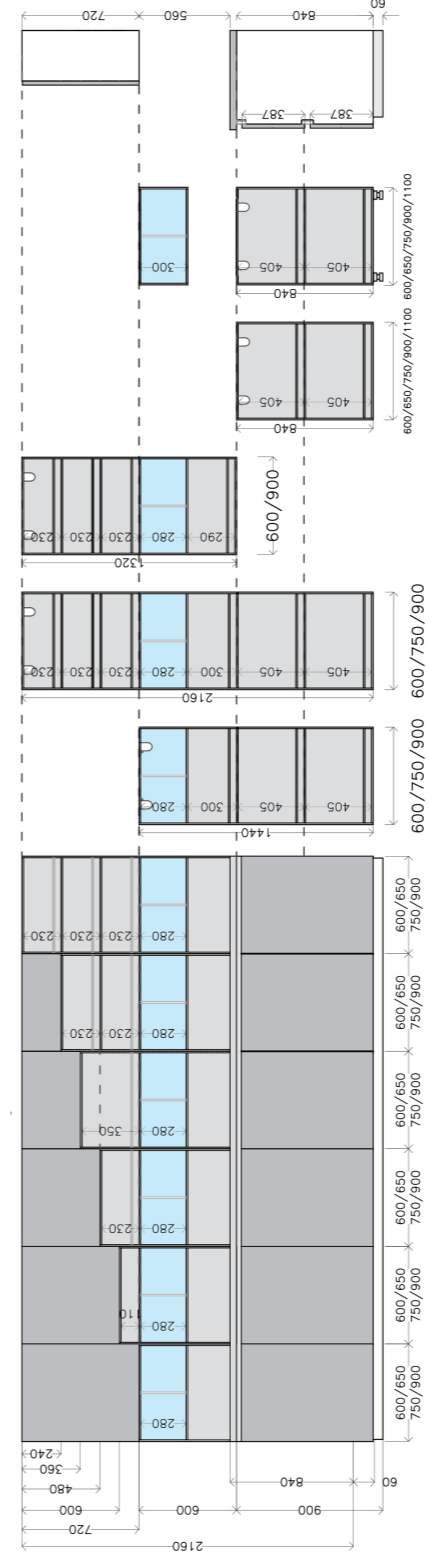
**RETROTOP "TIEKO" PER BASI H 75 ZOCCOLO H 13 CON GOLA**  
"TIEKO" RETROTOP FOR BASE UNITS H 75 PLINTH H 13 WITH GROOVE



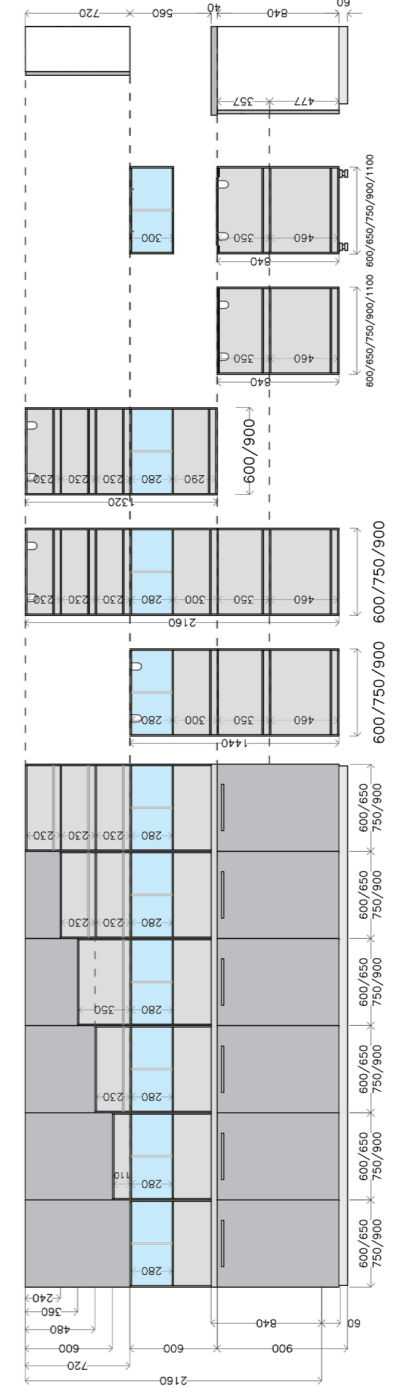
**RETROTOP "TIEKO" PER BASI H 72 ZOCCOLO H 13 SENZA GOLA**  
"TIEKO" RETROTOP FOR BASES H 72 PLINTHS H 13 WITHOUT GROOVE



**RETROTOP "TIEKO" PER BASI H 84 ZOCCOLO H 6 CON GOLA**  
"TIEKO" RETROTOP FOR BASE UNITS H84 PLINTH H 6 WITH GROOVE



**RETROTOP "TIEKO" PER BASI H 84 ZOCCOLO H 6 SENZA GOLA**  
"TIEKO" RETROTOP FOR BASES H 84 PLINTHS H 6 WITHOUT GROOVE



STRUTTURA ALLUMINIO CON VETRINA ANTE SCORREVOLI  
SCHIENA E RIPIANI LEGNO, NELLE FINITURE INSERITE  
A LISTINO CON E SENZA LUCI

ALUMINUM STRUCTURE WITH DISPLAY CABINET SLIDING DOORS  
BACK PANEL AND WOODEN SHELVES, IN THE FINISHES INCLUDED  
ON THE PRICE LIST WITH AND WITHOUT LIGHTS





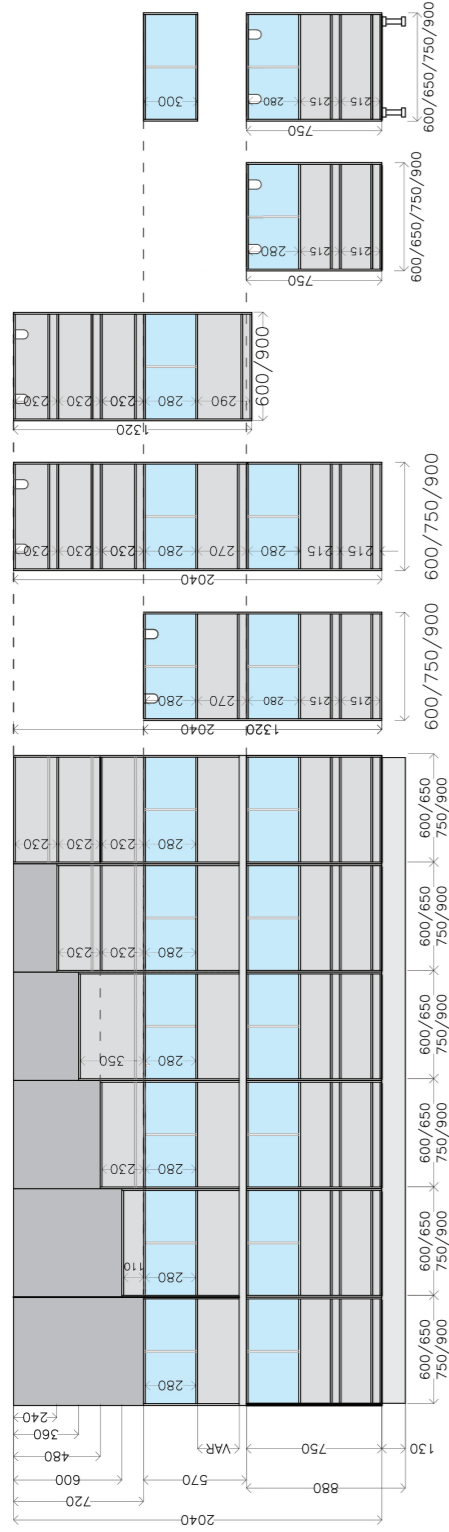
**STRUTTURA ALLUMINIO CON DOPPIA VETRINA  
SCHIENA E RIPIANI ALLUMINIO/LEGNO, NELLE FINITURE INSERITE  
A LISTINO CON E SENZA LUCI**

**ALUMINUM STRUCTURE WITH DOUBLE GLASS CABINET  
BACK PANEL AND ALUMINIUM/WOODEN SHELVES, IN THE FINISHES INCLUDED  
ON THE PRICE LIST WITH AND WITHOUT LIGHTS**

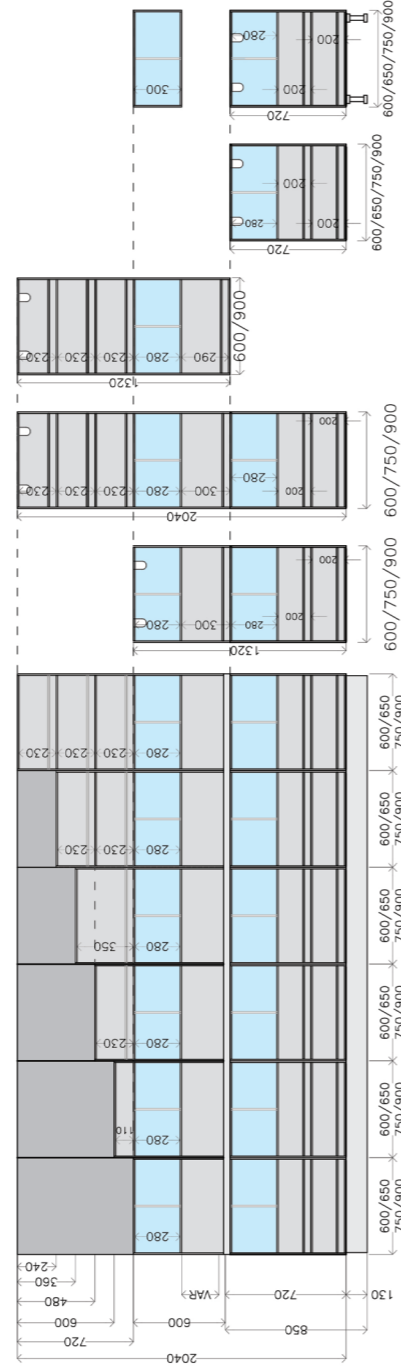




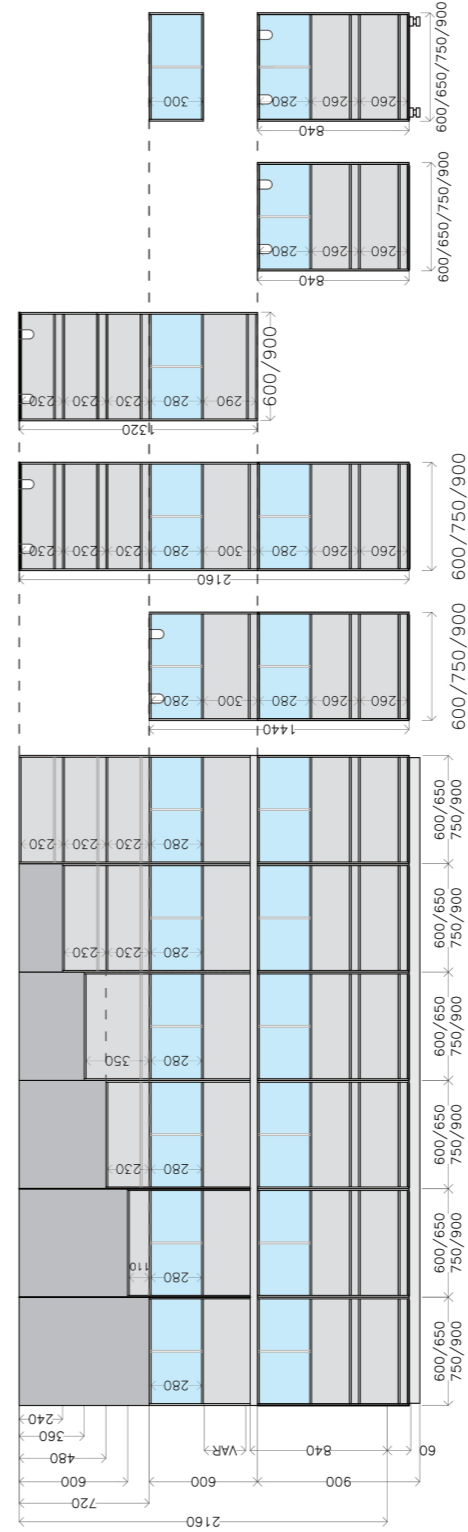
RETROTOP "TIEKO" PER BASI H 75 ZOCCOLO H 13 CON GOLA  
"TIEKO" RETROTOP FOR BASE UNITS H 75 PLINTH H 13 WITH GROOVE



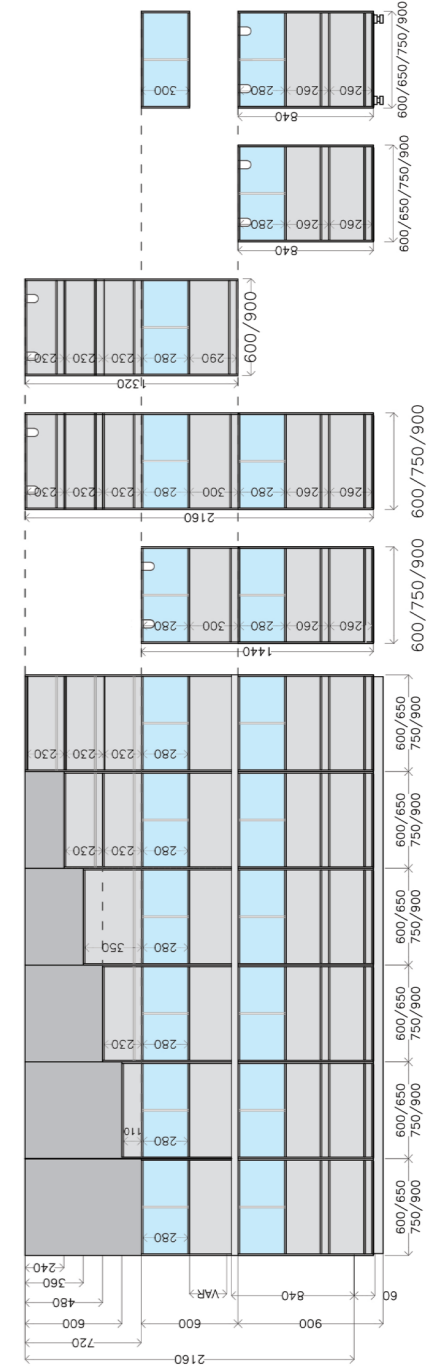
RETROTOP "TIEKO" PER BASI H 72 ZOCCOLO H 13 SENZA GOLA  
"TIEKO" RETROTOP FOR BASES H 72 PLINTHS H 13 WITHOUT GROOVE



RETROTOP "TIEKO" PER BASI H 84 ZOCCOLO H 6 CON GOLA  
"TIEKO" RETROTOP FOR BASE UNITS H84 PLINTH H 6 WITH GROOVE



RETROTOP "TIEKO" PER BASI H 84 ZOCCOLO H 6 SENZA GOLA  
"TIEKO" RETROTOP FOR BASES H 84 PLINTHS H 6 WITHOUT GROOVE



**SOTTOPENSILI H 30 CON SCHIENA NELLE FINITURE INSERITE  
A LISTINO SENZA LUCI**

**UNDER-WALL UNITS H 30 WITH BACK PANEL IN THE FINISHES INCLUDED  
ON THE PRICE LIST WITHOUT LIGHTS**

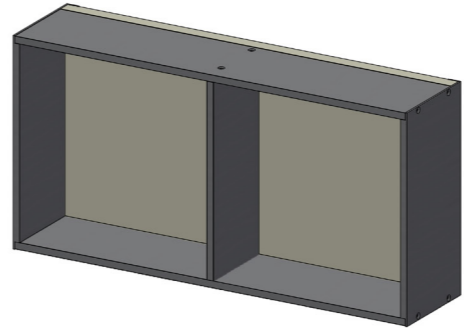


**SISTEMA D'ARREDO "TIEKO"**

"TIEKO" FURNISHING SYSTEM

GRUPPOLUBE

P 14,2

COD.	MELAMINICI	MATHERA PET IMMAGINA	WOOD	FENIX	LACCATO UV	LACCATO OPACO	LACCATO SUPER OPACO	LACCATO COME TOP	LAMINATO COME TOP	IMPIALLACCATO	IMPIALLACCATO
										FASCIA A	FASCIA B
<p>sottopensile H 30 con schiena  <b>N.B.: si effettuano fuori misura e disponibile solo senza luce</b>                      under-wll unit H 30 with back  <b>Note: they are made out of size and available only without light</b></p>											
											
L 60	086TK9GA60										
L 65	086TK9GA65										
L 75	086TK9GA75										
L 90	086TK9GA90										

**SOTTOPENILI H 30 CON VETRINA E SCHIENA NELLE FINITURE INSERITE A LISTINO CON O SENZA LUCI**  
**UNDER-WALL UNITS H 30 WITH DISPLAY CABINET AND BACK PANEL**  
**IN THE FINISHES INCLUDED IN THE PRICE LIST WITH OR WITHOUT LIGHTS**



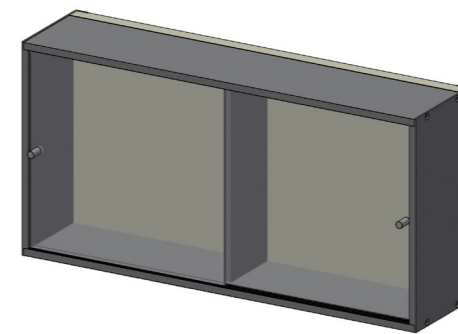
**SISTEMA D'ARREDO "TIEKO"**


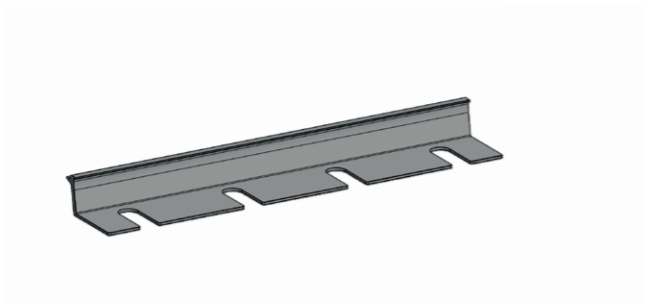
"TIEKO" FURNISHING SYSTEM




GRUPPOLUBE

P 14,2

		MELAMINICI	MATHERIA PET IMMAGINA	WOOD	FENIX	LACCATO UV	LACCATO OPACO	LACCATO SUPER OPACO	LACCATO COME TOP	LAMINATO COME TOP	IMPIALLACCATO	IMPIALLACCATO
	COD.										FASCIA A	FASCIA B
<p>sottopensile H 30 con schiena e vetrina</p> <p><b>N.B.: si effettuano fuori misura</b>            under-wall unit H 30 with back and display cases  <b>Note: they are made out of size</b></p>												
	<b>L 60</b>	086TK9VG60										
<b>maggiorazione luce</b>												
surcharge light												
	<b>L 65</b>	086TK9VG65										
<b>maggiorazione luce</b>												
surcharge light												
	<b>L 75</b>	086TK9VG75										
<b>maggiorazione luce</b>												
surcharge light												
	<b>L 90</b>	086TK9VG90										
<b>maggiorazione luce</b>												
surcharge light												
<b>maggiorazione vetro cannettato</b>												
<b>per tutte le misure</b>												
ribbed glass surcharge												
for all sizes												

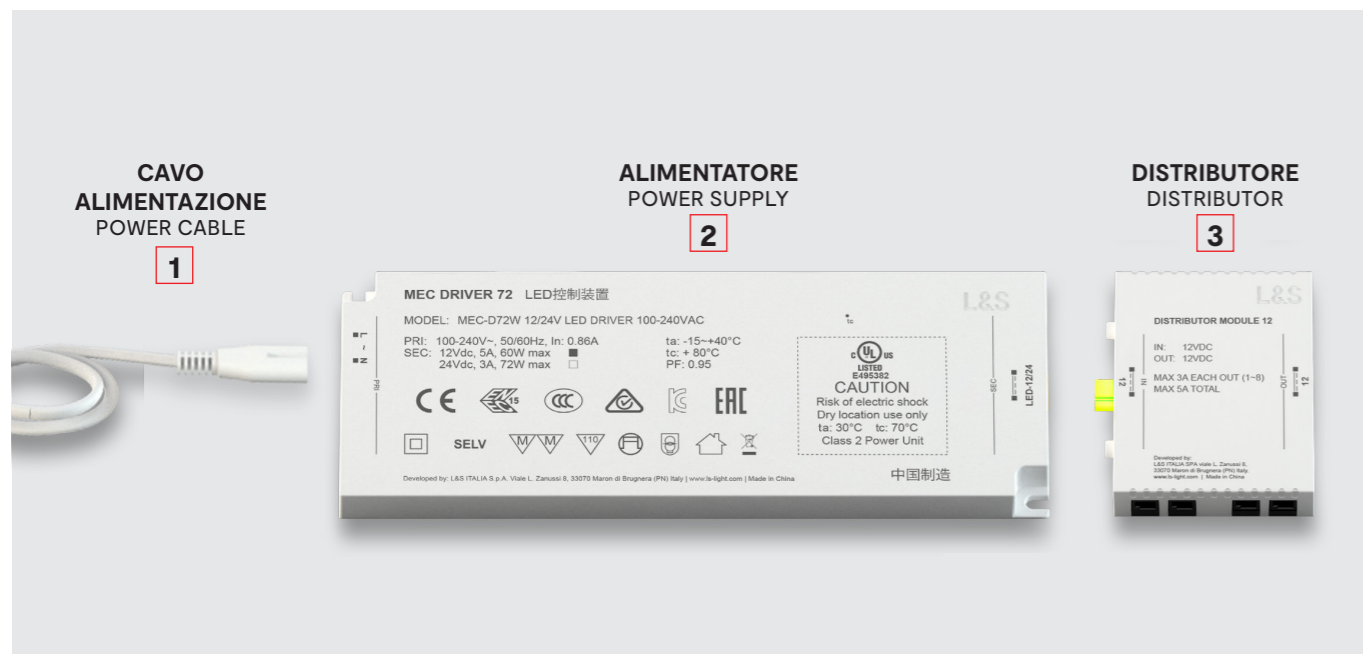


		COD.
<p><b>Porta rotoli per ripiano alluminio</b> Roll holder for aluminum shelf</p> 		
<p><b>nero verniciato</b> painted black</p> <p><b>titanio verniciato</b> painted titanium</p> <p><b>umber verniciato</b> painted umber</p> <p><b>rame brunito verniciato</b> painted burnished copper</p> <p><b>ottone verniciato</b> painted titanium</p>	<p>086TKA05NV</p> <p>086TKA05TV</p> <p>086TKA05UV</p> <p>086TKA05RBV</p> <p>086TKA05OV</p>	
<p><b>Porta calici per ripiano alluminio</b> Stem rack for aluminum shelf</p> 		
<p><b>nero verniciato</b> painted black</p> <p><b>titanio verniciato</b> painted titanium</p> <p><b>umber verniciato</b> painted umber</p> <p><b>rame brunito verniciato</b> painted burnished copper</p> <p><b>ottone verniciato</b> painted titanium</p>	<p>086TKA03NV</p> <p>086TKA03TV</p> <p>086TKA03UV</p> <p>086TKA03RBV</p> <p>086TKA03OV</p>	

		COD.
<p><b>Set 3 ganci per ripiano alluminio</b> Set 3 hooks for aluminum shelf</p> 		
	<p><b>Set 3 ganci</b></p>	<p>086TKA01</p>
<p><b>Pannello retro piano cottura e lavello</b> <b>N.B.: non inseribili con elementi senza schiena</b> Hob and sink back panel <b>Note: not insertable with elements without backrest</b></p>  		
	<p><b>Set 3 ganci</b> Set 3 hooks</p>	
<p><b>N.B.: obbligatorio in presenza di piano cottura</b> <b>Note: mandatory in the presence of a hob</b></p>		
	<p>L 64</p> <p>L 69</p> <p>L 79</p> <p>L 94</p> <p>L 124</p> <p><b>Set 3 ganci</b></p>	<p>086TKA20</p> <p>086TKA21</p> <p>086TKA22</p> <p>086TKA23</p> <p>086TKA25</p> <p>086TKA02</p>

## KIT BASE

### Alimentazione basilare/Connessione diretta Basic power supply/Direct connection



#### Composto da:

- 1) CAVO ALIMENTAZIONE (EU/USA/Canada)
- 2) ALIMENTATORE **in base alla potenza necessaria**
- 3) DISTRIBUTORE

#### Composed of:

- 1) POWER CABLE (EU/USA/Canada)
- 2) POWER SUPPLY **according to the power request**
- 3) DISTRIBUTOR


#### KIT ALIMENTAZIONE EUROPA EUROPE POWER SUPPLY KIT

KIT EUROPA	POWER	OUTPUT	codice code
12422150000	18 W	24 V DC	08618000EU
12422160000	36 W	24 V DC	08618001EU
12422170000	48 W	24 V DC	08618002EU
12422180000	72 W	24 V DC	08618003EU
12422190000	90 W	24 V DC	08618004EU
12425890000	120 W	24 V DC	08618005EU

#### KIT ALIMENTAZIONE USA/CANADA USA/CANADA POWER SUPPLY KIT

KIT USA/CANADA	POWER	OUTPUT	codice code
12422070000	18 W	24 V DC	08618000UL
12422080000	36 W	24 V DC	08618001UL
12422080000	48 W	24 V DC	08618002UL
12422100000	60 W	24 V DC	08618003UL
12422580000	90 W	24 V DC	08618004UL

### Accensione con telecomando (1 zona) Switch on with remote control (1 area)



#### Composto da:

- 1) KIT BASE (EUROPA o USA/Canada)
- 2) CENTRALINA 1 CANALE "SMART 1"
- 3) TELECOMANDO

#### Composed of:

- 1) BASIC KIT (EUROPE or USA/Canada)
- 2) "SMART 1" CONTROL 1 WAY
- 3) REMOTE CONTROL

#### 2 CENTRALINA 1 CANALE "SMART 1" "SMART 1" CONTROL 1 WAY



OUTPUT: Max 5 A total, max 3 A/output

SMART 1	TIPO	INPUT	WAYS	codice code
24201880100	EDC	24 V DC	8	08618031

La centralina *Smart 1* consente di controllare simultaneamente fino a 8 lampade in uscita con i telecomandi della linea *Smart Up 1* e *Smart Up 4*. I moduli possono essere connessi ad altri moduli di distribuzione o di controllo purché si mantenga la stessa tensione in uscita.

The *Smart 1* control unit allows you to simultaneously control up to 8 output lamps with the *Smart Up 1* and *Smart Up 4* remote controls. The modules can be connected to other distribution or control modules as long as the same output voltage is maintained.

#### 3 TELECOMANDO 4 CANALI REMOTE CONTROL 4 WAYS



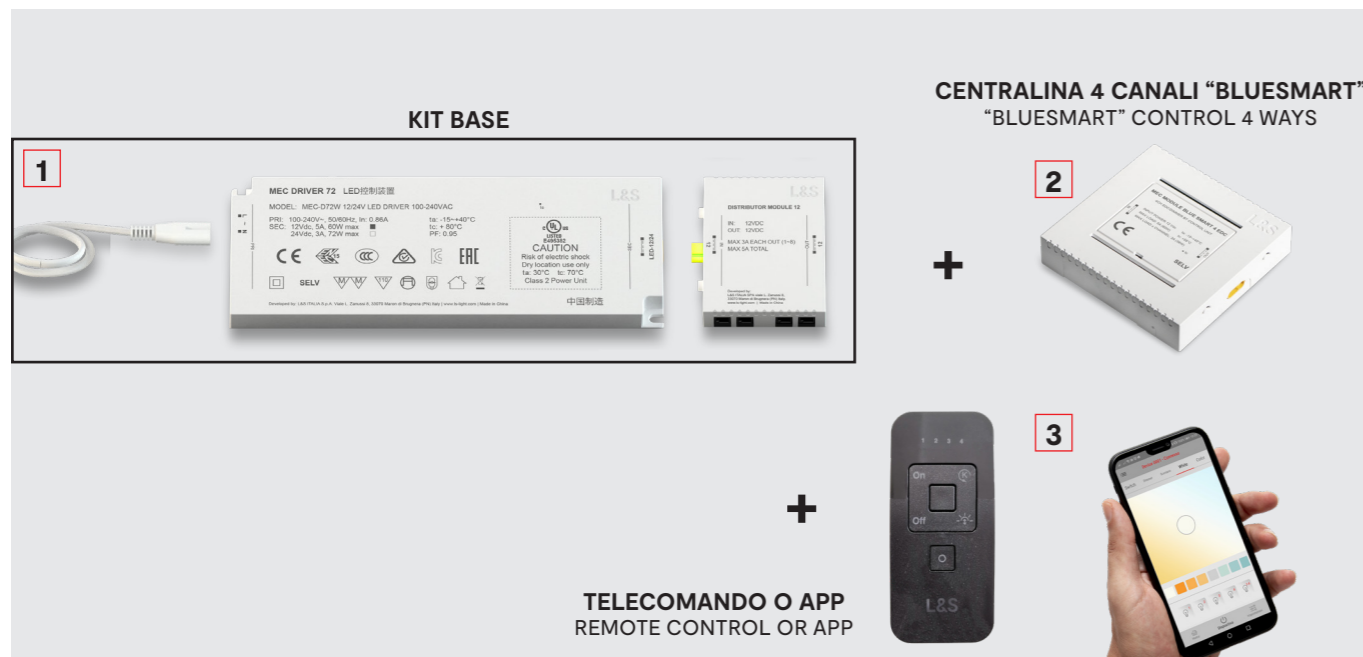
##### SMART UP 4

- ✓ On/Off - Dimmerazione - Gestione del colore
- ✓ 15 m portata all'interno di edifici
- ✓ Batteria CR2032 (3 anni di durata)
- ✓ On/Off - Dimming - Colour management
- ✓ 15 m range indoor
- ✓ Battery CR2032 (3 years lasting)

SMART UP 4 (4 CANALI)	TIPO	DIMENSIONI	codice code
24203250300	EDC	82x37x10	08618035

## Accensione con app "BlueSmart" o telecomando (4 zone)

Switch on with "BlueSmart" app or remote control (4 areas)



### Composto da:

- 1) KIT BASE (EUROPA o USA/Canada)
- 2) CENTRALINA 4 CANALI "BLUESMART 4" (Bluetooth)
- 3) TELECOMANDO 4 CANALI "SMART UP 4" o App "BlueSmart"

### Composed of:

- 1) BASIC KIT (EUROPE or USA/Canada)
- 2) "BLUESMART" CONTROL 4 WAYS (Bluetooth)
- 3) REMOTE CONTROL 4 WAYS "SMART UP 4" or "BlueSmart" App

## 2 CENTRALINA 4 CANALI "BLUESMART" "BLUESMART" CONTROL 4 WAYS



OUTPUT: Max 5 A total, max 3 A/output

BLUESMART	TIPO	INPUT	WAYS	codice code
24201770100	EDC	24 V DC	4	08618030

La centralina BlueSmart consente di controllare individualmente fino a 4 lampade in uscita tramite l'apposita app, scaricabile gratuitamente da App Store e Google Play. È inoltre compatibile con i telecomandi della linea Smart Up 1 e Smart Up 4. I moduli possono essere connessi ad altri moduli di distribuzione o di controllo purché si mantenga la stessa tensione in uscita.

The BlueSmart control unit allows you to individually control up to 4 output lamps using the Bluesmart app, which can be downloaded for free from the App Store and Google Play. It is also compatible with the Smart Up 1 and Smart Up 4 remote controls. The modules can be connected to other distribution or control modules as long as the same output voltage is maintained.

## 3 TELECOMANDO 4 CANALI REMOTE CONTROL 4 WAYS

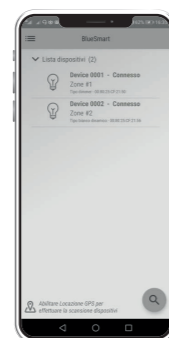


### SMART UP 4

- On/Off - Dimmerazione - Gestione del colore
- 15 m portata all'interno di edifici
- Batteria CR2032 (3 anni di durata)
- On/Off - Dimming - Colour management
- 15 m range indoor
- Battery CR2032 (3 years lasting)

SMART UP 4 (4 CANALI)	TIPO	DIMENSIONI	codice code
24203250300	EDC	82x37x10	08618035

## APP "BLUESMART" "BLUESMART" APP



Vedi spiegazioni a pagina 38.  
See explanations on page 38.

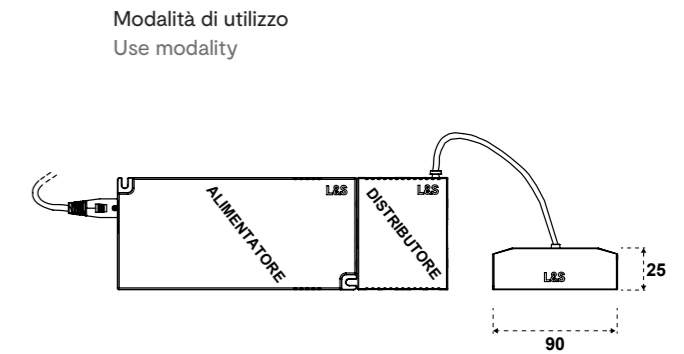


## MOLTIPLICATORE INGRESSI INPUT MULTIPLIER



INPUT: 24 V DC

MOLTIPLICATORE	WAYS	CAVO	codice code
12606760000	10	200 mm	08618026



Il moltiplicatore di ingressi consente di collegare fino a 10 lampade per ogni ingresso del modulo. Può essere inserito su tutti i KIT.  
The input multiplier allows up to 10 lamps to be connected to each input of the module. It can be inserted on all KIT.

## PROLUNGA EXTENSION



INPUT: 24 V DC


PROLUNGA	CAVO	codice code
	2000 mm	08618029

Prolunga universale per tutti i prodotti. Da utilizzare in aggiunta ai cavi standard per distanze maggiori tra alimentatore e elemento luminoso.  
Universal extension cable for all products. To be used in addition to standard cables for longer distances between ballast and lighting element.

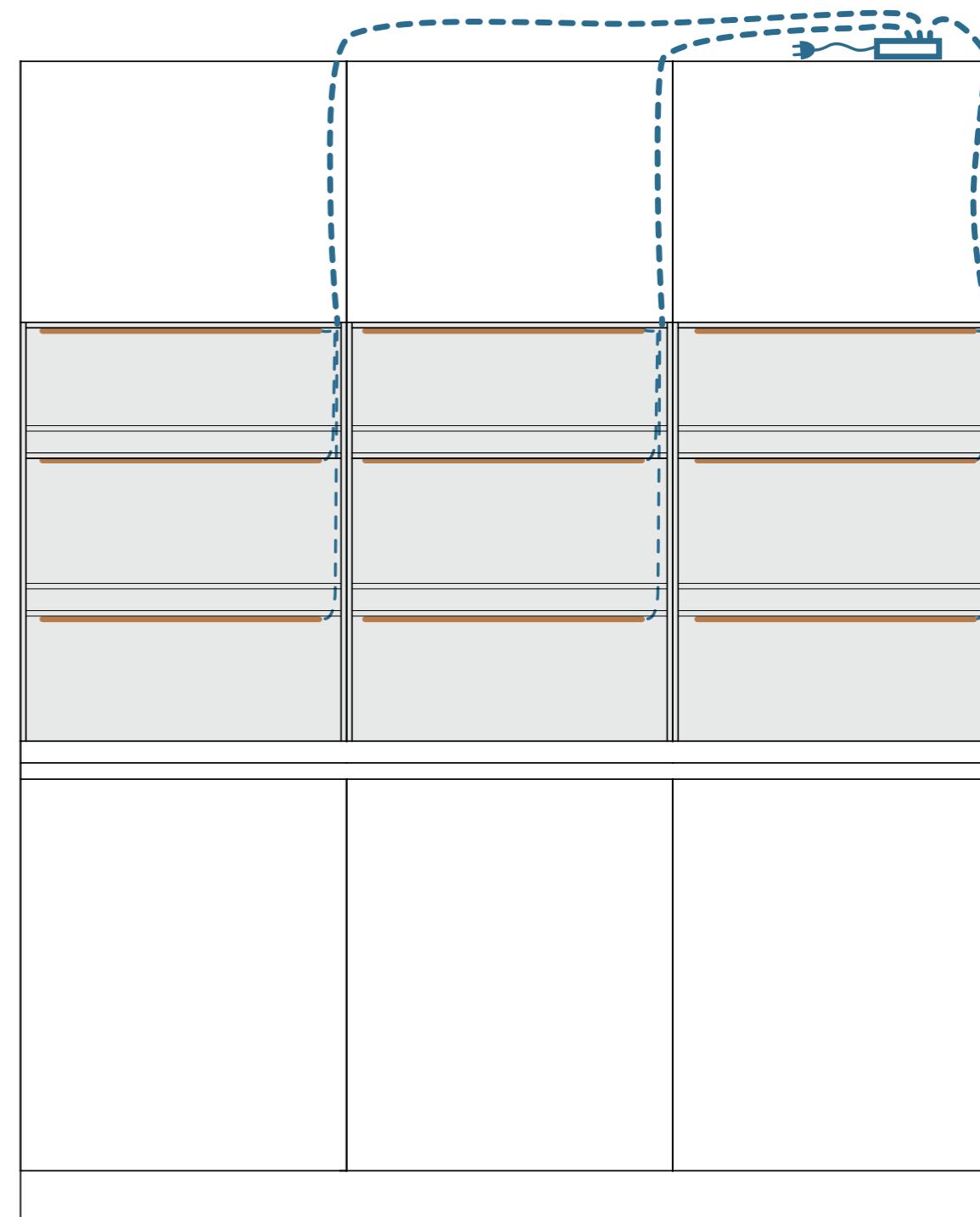
**SCHEMA MONTAGGIO LUCI**  
**LIGHTS ASSEMBLY DIAGRAM**

In fase di montaggio si può scegliere se far uscire i cavi sul lato inferiore o superiore, tramite l'utilizzo della scanalatura sul retro dello schienale.

*During assembly, you can choose whether to run the cables out the bottom or the top side, through the use of the groove on the back of the backrest.*



versione uscita cavi inferiore.  
*lower cable outlet version.*



versione uscita cavi superiore.  
*upper cable outlet version.*